

MG Stainless Limited

PO Box 17521, REDDITCH, B97 9RP

Telephone: 0330 311 0070

email: mail@mgstainless.co.uk

Price List

June 2019

Terms and conditions

All prices are in pounds sterling and subject to VAT.

All goods supplied, remain the property of MG Stainless Limited, until paid in full.

Prices or specifications may change without notice. Errors and omissions excepted.

Carriage

A minimum carriage charge of £15 will be levied against all orders under £300, delivered in mainland UK.

Remote areas will incur a minimum carriage charge of £50 on all orders.

Timed next day delivery available at extra cost.

Contents

General Information	Page 2
Urinals	3
Urinal Options	4
Basins	5
Vanity Tops and Units / Inset Bowls	6
Inset Sink Bowls / WC Pans	7
Bucket Sinks / Utility Sinks / Janitorial Units / Shower Trays	8
Washtroughs	9
Drinking Fountains	10
Hospital Equipment (Scrub-up Troughs and Sinks)	11
Hospital Equipment (Slop Hoppers)	12
Mini Sinks	13
Standard Sinks	14
Tables / Worktops	15
Wall Shelves / Cupboards	16

Material Specification

All our standard products are manufactured from grade 304 or grade 430 stainless steel to European Standard EN 10088-2, which is suitable for general use in toilets, washrooms and kitchens, within a normal working environment.

If equipment is to be regularly used for any other purpose, or under abnormal atmospheric conditions, eg. swimming pool, marine, laboratory use etc. grade 316 stainless steel may be more suitable, as it offers greater resistance to corrosive attack from chlorinated water in high ambient humidity, salt and other chemicals.

All grades of stainless steel are affected by a few specific chemicals and acids, so please contact the sales office for advice, if you are unsure of its suitability.

Installation Advice

Stainless steel fixings should always be used, especially under wet or humid conditions.

If strong acid solutions used for cleaning tiles or masonry, come into contact with stainless steel, rinse off thoroughly with clean water and wipe dry. Hydrochloric or sulphuric acid will attack stainless steel.

Plain carbon steel nails, screws, paint tins, grinding swarf, wire wool etc., left on stainless steel will rust and discolour the surface, giving the impression that the stainless steel is rusting.

Upon completion of installation, remove any debris and clean thoroughly, as recommended in Care and Maintenance.

Automatic Cistern Advice

When installing an automatic cistern, you must ensure that the fixing height is between 1800 and 2000mm to the underside of the cistern, ensuring that the downpipe goes no further than 20mm into the siphon tail.

If the downpipe has been pushed too far into the siphon, it will result in the cistern continuously flushing or dribbling. To remedy this problem, you must either raise the cistern or shorten the downpipe.

An airlock in the siphon can cause the same problem. A quick fill by fully opening the petcock, usually works.

Care and Maintenance

Stainless steel should be cleaned with soap or mild detergent and water, using a sponge or cloth, then rinsed with clean water and wiped dry.

If stubborn marks or deposits are allowed to form, use a cream cleaner that is suitable for stainless steel and, if necessary, a nylon pad or brush.

Regular manual cleaning, once a week, should avoid any problems.

Warning

If the correct grade of stainless steel is used for its intended purpose, within the correct environment and cleaned correctly, it will not rust or stain and will maintain its original appearance for many years.

If it is not cleaned regularly, dirt and other deposits can build up and discolour the surface of stainless steel and will often resemble rust. However, stubborn marks and deposits can be removed. See Care and Maintenance.

Only use cleaning solutions clearly recommended for use with stainless steel. If in doubt, do not use.

If any liquid containing bleach (sodium hypochlorite) is used on, or accidentally splashed on, stainless steel, a chemical reaction can occur. If it is not rinsed off with clean water and wiped dry, within a few minutes, this reaction causes pitting corrosion of the surface and subsequently rust, which is irreparable.

Supplied with top inlet spargepipe, **W1101** 38mm white plastic domed waste outlet (in a left, right or central position), **C060*** white plastic cistern, **D0200** downpipe set and **C2522** coupler.



Wall Mounted Trough

U0112	0 - 1200 long	£520
U0115	1201 - 1500 long	£531
U0118	1501 - 1800 long	£568
U0121	1801 - 2100 long	£714
U0124	2101 - 2400 long	£806
U0127	2401 - 2700 long	£869
U0130	2701 - 3000 long	£934



Floor Recessed Slab

U0312	0 - 1200 long	£691
U0315	1201 - 1500 long	£747
U0318	1501 - 1800 long	£801
U0321	1801 - 2100 long	£989
U0324	2101 - 2400 long	£1047
U0327	2401 - 2700 long	£1097
U0330	2701 - 3000 long	£1148



Floor Standing Slab

U0412	0 - 1200 long	£758
U0415	1201 - 1500 long	£835
U0418	1501 - 1800 long	£910
U0421	1801 - 2100 long	£1055
U0424	2101 - 2400 long	£1142
U0427	2401 - 2700 long	£1196
U0430	2701 - 3000 long	£1257



Floor Standing Trough

U0512	0 - 1200 long	£758
U0515	1201 - 1500 long	£835
U0518	1501 - 1800 long	£910
U0521	1801 - 2100 long	£1055
U0524	2101 - 2400 long	£1142
U0527	2401 - 2700 long	£1196
U0530	2701 - 3000 long	£1257

Bowl Urinal

Supplied with top inlet spreader, **W1101** 32mm white plastic domed waste outlet, **C060*** white plastic cistern, pipework set and fittings.



U0601	Range of 1	£293
U0602	Range of 2	£527
U0603	Range of 3	£756
U0604	Range of 4	£995

Options

T0000	Trap shroud	£70
D0796	Downpipe shroud	£44
M0799	Modesty division (for bowl urinals)	£147
J0795	Joint cover trim	£44
C0797	Corner piece (for wall urinals)	£84
C0796	Corner capping (for floor urinals)	£44



White plastic domed waste

W1101	32 dia.	£3
	38 dia.	£3



Grey plastic domed waste

W1102	50 dia.	£26
--------------	---------	------------



Stainless steel domed brass waste

W1103	32 dia.	£17
	38 dia.	£17



CP brass compression coupler

C2615	15 dia.	£4
C2622	22 dia.	£4



CP brass compression elbow

E2515	15 dia.	£4
E2522	22 dia.	£4



Stainless steel downpipe set

D0200	With clip & capnut	£25
--------------	--------------------	------------



White plastic automatic cistern

C0601	4.5 litre	£68
C0602	9 litre	£74
C0603	13.5 litre	£86



Stainless steel automatic cistern

C0701	4.5 litre	£231
C0702	9 litre	£232
C0703	13.5 litre	£233



White vitreous china automatic cistern

C0801	4.5 litre	£124
C0802	9 litre	£171
C0803	13.5 litre	£201



Stainless steel bowl urinal pipework set

S1021	Range of 1	£32
S1022	2	£79
S1023	3	£121
S1024	4	£161

Supplied with 32mm wastes



Standard
B1201 490x370 2 taphole **£105**



Small
B1202 400x350 2 taphole **£63**



Mini
B1203 300x265 2 taphole **£60**

Options

- L1799** Pair of leg supports **£54**
- U1398** Undershield to floor **£279**
- U1399** Undershield (400 deep) **£124**



Corner
B1204 375x375 2 taphole **£90**



Oval Inset
B1205 529x454 2 taphole **£100**



Circular Inset
B1206 425 dia. 2 taphole **£58**



Small Knee-operated
B1208 440x335x540 **£319**



Mini Knee-operated
B1209 350x330x500 **£271**



Electronic Non-touch
B1210 400x335x560 **£479**

Supplied with 32mm wastes



V1291T	1 bowl 600x500	£382
V1292T	2 bowl 1200x500	£666
V1293T	3 bowl 1800x500	£922
V1294T	4 bowl 2400x500	£1229



V1291	1 bowl 600x500x900	£611
V1292	2 bowl 1200x500x900	£932
V1293	3 bowl 1800x500x900	£1229
V1294	4 bowl 2400x500x900	£1575

Options

L1799	Pair of leg supports	£54
--------------	----------------------	------------



CP plastic waste & plug

W1130	32 dia.	£5
--------------	---------	-----------



CP plastic waste, plug & overflow

W1132	32 dia.	£5
--------------	---------	-----------

Inset Bowls

Supplied with 32mm or 38mm wastes

Vanity

V1023	200 dia.	£42
V1029	260 dia.	£50
V1033	300 dia.	£65
V1039	360 dia.	£78
V1041	380 dia.	£84
V1046	420 dia.	£91



Oval Vanity

V1051	510x390	£96
--------------	---------	------------



Circular

B1229	260 dia.	£50
B1233	300 dia.	£57
B1239	360 dia.	£60
B1241	380 dia.	£62
B1246	420 dia.	£68



Square

B1222	330x330x200	£65
--------------	-------------	------------



Rectangular

B1224	330x230x180	£65
--------------	-------------	------------



Options

CP plastic waste & plug

W1130	32 dia.	£5
	38 dia.	£5



CP plastic waste, plug & overflow

W1132	32 dia.	£5
	38 dia.	£5





B403420	400x340x200	£62
B403425	400x340x250	£73
B403430	400x340x300	£87
B404020	400x400x200	£71
B404025	400x400x250	£79
B404030	400x400x300	£85
B454520	450x450x200	£81
B454525	450x450x250	£91
B454530	450x450x300	£100
B504020	500x400x200	£83
B504025	500x400x250	£94
B504030	500x400x300	£101
B604525	600x450x250	£112
B604530	600x450x300	£125

Options



CP plastic waste, plug & overflow		
W1132	38 dia.	£5



CP plastic waste & plug		
W1130	38 dia.	£5



Standpipe strainer waste		
W1140	38 dia. 200 long	£52
W1141	38 dia. 250 long	£53
W1142	38 dia. 300 long	£55

WC Pans

Supplied with 38mm flushpipe connection and 100mm soil outlet.



Shrouded P trap		
W1003	360x510x410	£650



Shrouded S trap		
W1004	360x750x410	£1550



Rear-panelled suite		
W1010	650x770x1040	£1996



Squatting (110mm spigot)		
W1011	700x700	£350

Options



Black plastic seat and cover		
W1099	With stainless steel top-fix hinges	£79



Black polypropylene seat pads		
S1188	Per pair	£60

Bucket Sinks

Supplied with brackets, legs, loose splashback, hinged bucket grating and 32/38mm waste, plug & overflow.



Standard

B1801

490x370x600

£230



Large

B1802

535x525x600

£564

Utility Sinks

Supplied with **W1130** 38mm waste and plug.



Standard

U5701

600x650x850

£403



Large

U5702

1000x900x850

£578

Janitorial Units

Supplied with legs, bucket grating, 32/38mm wastes and monobloc sink mixer.



J0000

500x600x900

£795



J0001

550x700x900

£784

Shower Trays

Supplied with **W1122** 38mm plastic grated waste.



Floor recessed

S2201

700x700

£307

S2202

900x900

£349



Floor standing

S2301

700x700x200

£510

S2302

900x900x200

£561

Supplied with brackets and **W1122** 38mm plastic grated waste (in a left, right or central position).



Contract

W1306	0 - 600 long	£232
W1312	601 - 1200 long	£320
W1315	1201 - 1500 long	£345
W1318	1501 - 1800 long	£387
W1321	1801 - 2100 long	£421
W1324	2101 - 2400 long	£478
W1327	2401 - 2700 long	£499
W1330	2701 - 3000 long	£555



Taplanding

W1406	0 - 600 long	£237
W1412	601 - 1200 long	£328
W1415	1201 - 1500 long	£354
W1418	1501 - 1800 long	£397
W1421	1801 - 2100 long	£431
W1424	2101 - 2400 long	£489
W1427	2401 - 2700 long	£511
W1430	2701 - 3000 long	£569



Splashback

W1506	0 - 600 long	£305
W1512	601 - 1200 long	£387
W1515	1201 - 1500 long	£427
W1518	1501 - 1800 long	£484
W1521	1801 - 2100 long	£508
W1524	2101 - 2400 long	£549
W1527	2401 - 2700 long	£592
W1530	2701 - 3000 long	£630



Island

W1612	0 - 1200 long	£864
W1615	1201 - 1500 long	£1003
W1618	1501 - 1800 long	£1185
W1621	1801 - 2100 long	£1280
W1624	2101 - 2400 long	£1420
W1627	2401 - 2700 long	£1559
W1630	2701 - 3000 long	£1698

Options

300 high loose splashback

S1706	0 - 600 long	£18
S1712	601 - 1200 long	£34
S1715	1201 - 1500 long	£44
S1718	1501 - 1800 long	£52
S1721	1801 - 2100 long	£60
S1724	2101 - 2400 long	£68
S1727	2401 - 2700 long	£78
S1730	2701 - 3000 long	£86

L1799	Pair of leg supports	£54
L1799F	Leg support frame for K9302 knee op valves	£113



Stainless steel flanged plastic grated waste

W1122	38 dia.	£5
--------------	---------	-----------



CP brass swan neck spout		
S9401	89x200 high	£53



CP brass bib spout		
S9402	100	£29



Frame-mounted knee valve		
K9302	Non-concussive	£98

Drinking Fountains

Supplied with 32mm flush grated waste, **D1091** bubbler and/or **D1090** cup-filler.



Standard
D2001

315x275 **£296**



Shrouded
D2002

315x275x400 **£636**



Inset
D2003

315x165 **£296**



Floor-standing

D2004J 315x275x780 **£636**
D2004A 315x275x900 **£636**



Pedestal

D2005J 300x300x780 **£836**
D2005A 300x300x900 **£836**

Options



Bubbler
D1091

£120



CupFiller
D1090

£120

A cup filler can be supplied in lieu of a bubbler or both can be fitted on request.

Supplied with **W1122** 38mm plastic grated waste (in a left, right or central position in scrub-up troughs).



Taplanding Scrub-up Trough

H3706	0 - 600 long	£426
H3712	601 - 1200 long	£541
H3715	1201 - 1500 long	£594
H3718	1501 - 1800 long	£651
H3721	1801 - 2100 long	£708
H3724	2101 - 2400 long	£766
H3727	2401 - 2700 long	£823
H3730	2701 - 3000 long	£876



Splashback Scrub-up Trough

H3806	0 - 600 long	£461
H3812	601 - 1200 long	£595
H3815	1201 - 1500 long	£660
H3818	1501 - 1800 long	£730
H3821	1801 - 2100 long	£795
H3824	2101 - 2400 long	£862
H3827	2401 - 2700 long	£929
H3830	2701 - 3000 long	£996



Standard Scrub-up Trough

H3906	0 - 600 long	£406
H3912	601 - 1200 long	£515
H3915	1201 - 1500 long	£566
H3918	1501 - 1800 long	£620
H3921	1801 - 2100 long	£675
H3924	2101 - 2400 long	£730
H3927	2401 - 2700 long	£784
H3930	2701 - 3000 long	£835



Plaster sink single bowl

H3302	600x600	£903
--------------	---------	-------------



Plaster sink single bowl single drainer

H3301	1200x600	£1035
--------------	----------	--------------



Hospital sink single bowl

H3601	600x600	£433
--------------	---------	-------------



Hospital sink double bowl

H3602	1200x600	£643
--------------	----------	-------------



Hospital sink single bowl single drainer

H3604	1200x600	£569
--------------	----------	-------------

Options

L1799	Pair of leg supports	£54
--------------	----------------------	------------

Supplied with brackets, 38mm grated waste, 38mm flushpipe connection and 110mm spigot.



Combined sink/slop hopper

H3001 1600x600 top inlet **£1283**
H3002 back inlet **£1283**



Combined slop hopper/drainer

H3101 1000x600 top inlet **£930**
H3102 back inlet **£930**



Wall mounted slop hopper

H3201 600x600 top inlet **£764**
H3202 back inlet **£764**



Floor standing slop hopper

H3401 600x600x600 top inlet **£922**
H3402 back inlet **£922**

Options



Bucket grating

B1001 **£66**



Stainless steel 9 litre cistern

C1195 low level **£270**
C1196 high level **£320**



Stainless steel P trap

T3994 Pushfit 110 **£236**

L1799 Pair of leg supports **£54**


Supplied with 600x450x300mm deep bowls, **W1142** 38mm standpipe strainer waste, stand and adjustable feet (with or without undershelf).


SB single bowl		
	S6007	700x650x900 £614

DB double bowl		
	S6115	1500x650x900 £1010

SBSD single bowl single drainer		
	S6210	1000x650x900 £675
	S6212	1200x650x900 £776
	S6215	1500x650x900 £830
	S6218	1800x650x900 £878

SBDD single bowl double drainer		
	S6315	1500x650x900 £830
	S6318	1800x650x900 £878

DBSD double bowl single drainer		
	S6418	1800x650x900 £1161
	S6424	2400x650x900 £1210

DBDD double bowl double drainer		
	S6524	2400x650x900 £1235
	S6530	3000x650x900 £1298
	S6535	3500x650x900 £1591


Options


S6892	Additional strengthening	£32
D6894	Drawer	£167
D6895	Drawer with lock	£225
C5599	4 standard castors	£86
C5597	4 heavy-duty castors	£142
U6897	End upstand	£43

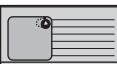
D6898	Additional undershelf	£103
	per metre	
C6893	Cut-out	£54
C8390	Mitred corner	£54
B7530	760x510x300 bowl	£117
B7538	760x510x380 bowl	£117


Standard SinkTops (sit-on or inset)


Supplied with 600x450x300mm deep bowls, **W1142** 38mm standpipe strainer waste.


SB single bowl		
	S6007T	700x650 £464

DB double bowl		
	S6115T	1500x650 £799

SBSD single bowl single drainer		
	S6210T	1000x650 £513
	S6212T	1200x650 £596
	S6215T	1500x650 £619
	S6218T	1800x650 £637

SBDD single bowl double drainer		
	S6315T	1500x650 £619
	S6318T	1800x650 £637

DBSD double bowl single drainer		
	S6418T	1800x650 £920
	S6424T	2400x650 £938

DBDD double bowl double drainer		
	S6524T	2400x650 £963
	S6530T	3000x650 £1001
	S6535T	3500x650 £1269

Supplied with stand with adjustable feet and undershelf.



Centre

T6606	600x650x900	£288
T6609	900x650x900	£317
T6612	1200x650x900	£346
T6615	1500x650x900	£382
T6618	1800x650x900	£414
T6621	2100x650x900	£461
T6624	2400x650x900	£502
T6627	2700x650x900	£580
T6629	2875x650x900	£630

Wall

T6706	600x650x900	£288
T6709	900x650x900	£317
T6712	1200x650x900	£346
T6715	1500x650x900	£382
T6718	1800x650x900	£414
T6721	2100x650x900	£461
T6724	2400x650x900	£502
T6727	2700x650x900	£580
T6729	2875x650x900	£630

Options

S6892	Additional strengthening	£32
D6894	Drawer	£167
D6895	Drawer with lock	£225
C5599	4 standard castors	£86
C5597	4 heavy-duty castors	£142
D6898	Additional undershelf	£103
	- per metre	

C6893	Cut-out	£54
C8390	Mitred corner	£54
U6897	End upstand	£43
W0011	400x400x300 bowl	£344
W0012	500x400x300 bowl	£349
W0013	600x450x300 bowl	£362
W0022	300 diameter bowl	£250

Worktops



Centre

T6606T	600x650	£230
T6609T	900x650	£240
T6612T	1200x650	£273
T6615T	1500x650	£289
T6618T	1800x650	£311
T6621T	2100x650	£329
T6624T	2400x650	£341
T6627T	2700x650	£350
T6629T	2875x650	£426

Wall

T6706T	600x650	£230
T6709T	900x650	£240
T6712T	1200x650	£273
T6715T	1500x650	£289
T6718T	1800x650	£311
T6721T	2100x650	£329
T6724T	2400x650	£341
T6727T	2700x650	£350
T6729T	2875x650	£426

Supplied with brackets.



W7506	600x300	£77
W7509	900x300	£103
W7512	1200x300	£121

W7515	1500x300	£142
W7518	1800x300	£160
W7521	2100x300	£178
W7524	2400x300	£189
W7527	2700x300	£205
W7529	2875x300	£216

Cupboards

Supplied with sliding or hinged doors, adjustable feet and intermediate shelf.



Floor

C7106	600x650x900	£873
C7109	900x650x900	£914
C7112	1200x650x900	£941
C7115	1500x650x900	£1123
C7118	1800x650x900	£1303
C7121	2100x650x900	£1467
C7124	2400x650x900	£1687



Wall

C7306	600x300x600	£581
C7309	900x300x600	£643
C7312	1200x300x600	£751
C7315	1500x300x600	£871

Options

L7499	Door lock - per door	£54
S6892	Additional strengthening	£32
D6894	Drawer	£167
D6895	Drawer with lock	£225
C5599	4 standard castors	£86
C5597	4 heavy-duty castors	£142
D6898	Additional shelf - per m	£103

C6893	Cut-out	£54
C8390	Mitred corner	£54
U6897	End upstand	£43
W0011	400x400x300 bowl	£344
W0012	500x400x300 bowl	£349
W0013	600x450x300 bowl	£362
W0022	300 diameter bowl	£250

Non Standard Products

We are able to manufacture special items, where site conditions or specific requirements preclude the use of standard products or sizes. Please supply us with exact details and a drawing to avoid any mistakes.